























# Monthly Fly Tying Competition

## Flies for 2015

February	March	April	May
			
<p><b>Carp Slider, Spinato's</b></p> <p>Recipe</p> <p>Hook: TMC 5262 #6-10</p> <p>Thread: Fluoro Orange</p> <p>Eyes: Medium Bead Chain</p> <p>Tail: Marabou</p> <p>Body: Sparkle Yarn, Antron Yarn or EP Fibres</p>	<p><b>Foam Beetle</b></p> <p>Recipe</p> <p>Tie your favourite foam beetle on a trout hook.</p>	<p><b>Klinkhamer Special</b></p> <p>Recipe</p> <p>Hook : Klinkhåmer hooks size 8-20</p> <p>Thread : Grey or tan</p> <p>Body : Fly Rite Poly Dubbing or Super Fine dry fly dubbing</p> <p>Wing : White poly-yarn</p> <p>Thorax : Peacock herl</p> <p>Hackle : Blue dun, dark dun, light dun, chestnut</p>	<p><b>McFly Foam Egg</b></p> <p>Recipe</p> <p>Hook: TMC 2488H #1016.</p> <p>Thread: GSP 50, colour to match the egg</p> <p>Egg and Yolk: McFly Foam.</p> <p>Special tools: Razor Blades</p>
June	July	August	September
			
<p><b>Rubber Leg Stimulator</b></p> <p>Recipe</p> <p>Hook: TMC 512 #6-14.</p> <p>Thread: Fluoro Fire Orange</p> <p>Butt: Tying Thread</p> <p>Tail: Yearling Elk</p> <p>Rib: Fine Copper Wire</p> <p>Abdomen: Yellow Antron Dubbing</p> <p>Body Hackle: Brown</p> <p>Wing: Yearling Elk</p> <p>Thorax Hackle: Grizzly</p>	<p><b>Bead Head Flash Back Pheasant Tail</b></p> <p>Recipe</p> <p>Hook: TMC 5262 #12-18 Thread: 8/0 UNI Rusty Brown</p> <p>Bead: Brass, Copper or Tungsten</p> <p>Weight: Lead wire</p> <p>Tail: Pheasant Tail Fibres</p> <p>Rib: Fine Copper wire</p> <p>Abdomen: Pheasant Tail Fibres</p> <p>Wing case: Pheasant Tail Fibres topped with Firefly Flash</p> <p>Thorax: Peacock herl</p>	<p><b>Clouser Minnow</b></p> <p>Recipe</p> <p>Hook: TMC 811S #2/0-6 Thread: 3/0 or 6/0 white</p> <p>Eyes: Painted Lead Eyes</p> <p>Belly: White Bucktail</p> <p>Flash: Krystal Flash</p> <p>Back: Chartreuse Bucktail</p> <p>Nose Tag: Chartreuse tying thread</p>	<p><b>Bead Head Prince Nymph</b></p> <p>Recipe</p> <p>Hook: TMC 5262 #4-18</p> <p>Thread: Black</p> <p>Bead: Brass or tungsten</p> <p>Tails: Brown goose biots, tied opposed.</p> <p>Rib: Small gold oval tinsel</p> <p>Body: Peacock herl</p> <p>Hackle: Mottled brown hen saddle</p> <p>Horns: White goose biots</p> <p>Weight: Lead wire</p>

Legs: Orange Round Rubber Thorax: Orange Antron Dubbing	Legs: Pheasant tail from wing case		
<b>October</b>	<b>November</b>	<b>December</b>	
			
<b>Parachute Hopper</b>  Recipe Hook: TMC 5212 #6-14 Thread: 6/0 Tan Wing Post: White Calf Body or Tail Hair Hackle: Grizzly Rooster Saddle Rib: Brown Uni-Stretch Floss Abdomen: Antron Dubbing, colour to Wing: Turkey Wing or Tail Legs: Knotted Pheasant Tail Fibre Thorax: Antron Dubbing	<b>March Brown</b>  Recipe Hook: Any general wet or dry fly hook. Thread: Any dark thread. Brown, black, dark olive Tail : brown partridge or golden pheasant Rib : fine copper wire Body: Dark hare. Wing: Hen pheasant or Woodcock. Legs/hackle : Brown partridge	<b>Gusto with weed guard</b>  Recipe Hook: Gamakatsu SL12S Eyes: Dumbbell eyes to suit Tail: Marabou plumes Body: Saltwater chenille Collar: palmer chenille. Hackle: Webby Schlapen Hackle Weed Guard: Hard mono or wire	

February	March	April	May
			
<p><b>Peter Morse Whiting fly</b>  <a href="http://www.fishing.net.nz/forum/tying-petes-popper_topic30071.html">http://www.fishing.net.nz/forum/tying-petes-popper_topic30071.html</a></p>	<p><b>Christmas Island Bonefish fly</b>  <a href="http://www.untamedflyfishing.com.au/blog/bonefish-fly-tying-madness">http://www.untamedflyfishing.com.au/blog/bonefish-fly-tying-madness</a></p>	<p><b>Weed Fly</b>  <a href="http://www.centralcoastflyrodders.com.au/fly-tying/fly-tying-weed-fly.htm">http://www.centralcoastflyrodders.com.au/fly-tying/fly-tying-weed-fly.htm</a></p>	<p><b>Bead Head Copper John nymph</b>  <a href="http://dsflyfishing.com/the-copper-john-nymph-fly/">http://dsflyfishing.com/the-copper-john-nymph-fly/</a></p>
June	July	August	September
			
<p><b>Woolly Bugger</b>  <a href="http://flyfishforfun.com/top-5-woolly-bugger-fly-fishing-patterns-tie/">http://flyfishforfun.com/top-5-woolly-bugger-fly-fishing-patterns-tie/</a></p>	<p><b>Fat Boy</b>  <a href="http://www.sexyloops.com/articles/FatBoy.pdf">http://www.sexyloops.com/articles/FatBoy.pdf</a></p>	<p><b>Diawl Bach</b>  <a href="https://www.youtube.com/watch?v=AH5FTOGuZy0">https://www.youtube.com/watch?v=AH5FTOGuZy0</a></p>	<p><b>San Juan Worm</b>  <a href="http://www.intheriffle.com/fishing-videos/fly-tying/san-juan-worm/">http://www.intheriffle.com/fishing-videos/fly-tying/san-juan-worm/</a></p>
October	November	December	
			
<p><b>Chernobyl Ant</b>  <a href="http://www.flyfisherman.com/fly-tying/fly-tying-the-chernobyl-ant/">http://www.flyfisherman.com/fly-tying/fly-tying-the-chernobyl-ant/</a></p>	<p><b>Klinkhammer</b>  <a href="http://eat-sleep-fish.co.uk/content/2012/04/klinkhammer-step-step">http://eat-sleep-fish.co.uk/content/2012/04/klinkhammer-step-step</a></p>	<p><b>Bass Vampire</b>  <a href="http://illawarraflyfishers.com.au">illawarraflyfishers.com.au</a></p>	